



MUNICÍPIO DE SÃO BERNARDINO

Secretaria de Educação, Cultura e Esporte  
Creche Municipal João Cláudio Bevilaqua  
crechejoaoclaudiobevilaqua2020@gmail.com



# ATIVIDADES REMOTAS

**PROFESSOR(a) Neusa Mello**

**ALUNO(a)** \_\_\_\_\_

**TURMA: PRÉ 1**

**DATA : 19 à 23 de abril de 2021**

Xuxa Brincar de Índio

<https://www.youtube.com/watch?v=hJNSFFJc5UY>

Dia do Índio - Música infantil

<https://www.youtube.com/watch?v=Qc1ivSy5IF0>

DIA DO ÍNDIO- VIDEOAULA com explicação simples

[https://www.youtube.com/watch?v=MyFj\\_OEUn4w](https://www.youtube.com/watch?v=MyFj_OEUn4w)

## DIA DO ÍNDIO – 19 DE ABRIL

Os índios foram os primeiros habitantes do Brasil. Eles vivem em grupos chamados TRIBOS.

Os índios têm vários costumes diferentes dos nossos.

Eles moram em cabanas chamadas OCAS. Várias ocas formam uma aldeia Chamada TABA.


Os índios alimentam-se de produtos que cultivam, de frutos colhidos na mata e de animais que caçam e pescam.

Para caçar e pescar, usam arcos, flechas e lanças, feitos por eles mesmos.

Os índios pintam o corpo e se enfeitam com colares e penas coloridas. Suas festas são alegres, com muita música e dança.

Hoje existem poucas tribos indígenas no Brasil.

A FUNAI é um órgão criado pelo governo para proteger e valorizar o índio. FUNAI significa: Fundação Nacional do Índio.



NOME: \_\_\_\_\_  
DATA \_\_\_\_\_



**COMPLETE A MÚSICA:**

,  ,  , **INDIOZINHOS**

,  ,  , **INDIOZINHOS**

,  ,  , **INDIOZINHOS**

**NO PEQUENO BOTE.**

**VINHAM NAVEGANDO PELO RIO ABAIXO, QUANDO  
O JACARÉ SE APROXIMOU, E O PQUENO BOTE DOS  
INDIOZINHOS, QUASE, QUASE VIROU!  
MAS NÃO VIROU.**

1 2 3 4 5

6 7 8 9 10



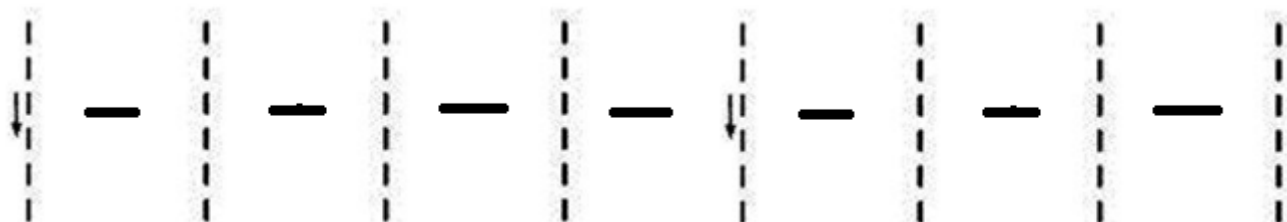
ENFEITE A LETRA **I** E PINTE COM CAPRICH O  
ÍNDIO:




**ÍNDIO**



CUBRA OS PONTILHADOS E DEPOIS FAÇA SOZINHO:




VAMOS AJUDAR O INDIOZINHO CHEGAR À SUA OCA:



# ATIVIDADE

OS ÍNDIOS FORAM OS PRIMEIROS HABITANTES DO BRASIL.  
CONTE-OS E REGISTRE NO QUADRINHO





MUNICÍPIO DE SÃO BERNARDINO

Secretaria de Educação, Cultura e Esporte  
Creche Municipal João Cláudio Bevilaqua  
crechejoaoclaudiobevilaqua2020@gmail.com



# ATIVIDADES REMOTAS










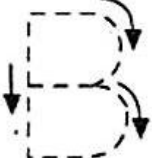
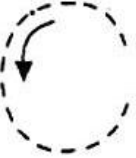

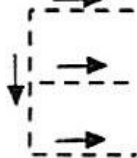
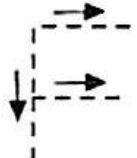









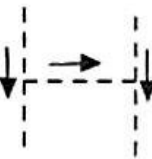

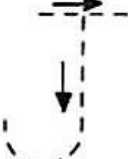









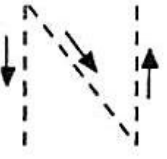

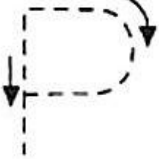







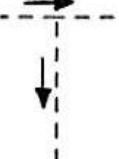






*PROFESSOR(a) Neusa Mello*

*ALUNO(a) \_\_\_\_\_*

*TURMA: PRÉ 1*

*DATA : 26 à 30 de abril de 2021*

Vamos aprender a escrever o alfabeto?



# VAMOS ESTUDAR AS VOGAIS:

APRESENTANDO AS VOGAIS:

<https://www.youtube.com/watch?v=v0WUU2jhWHg&t=0s>

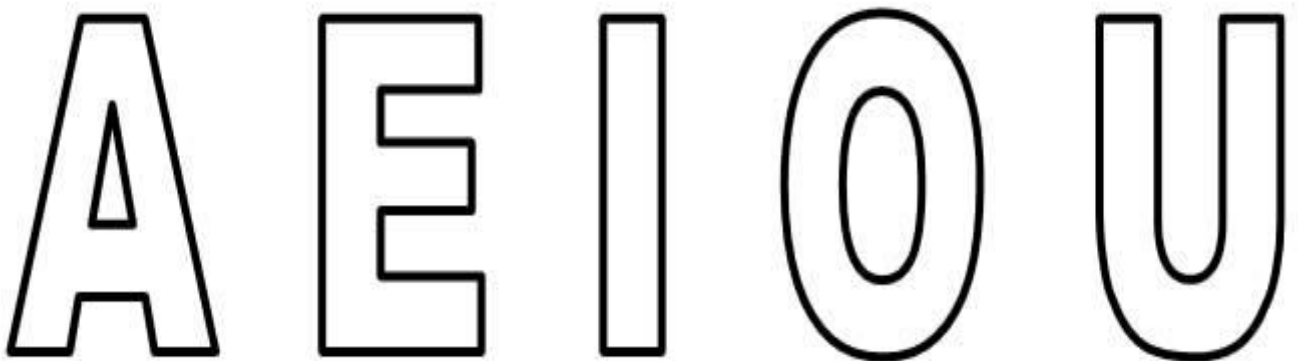
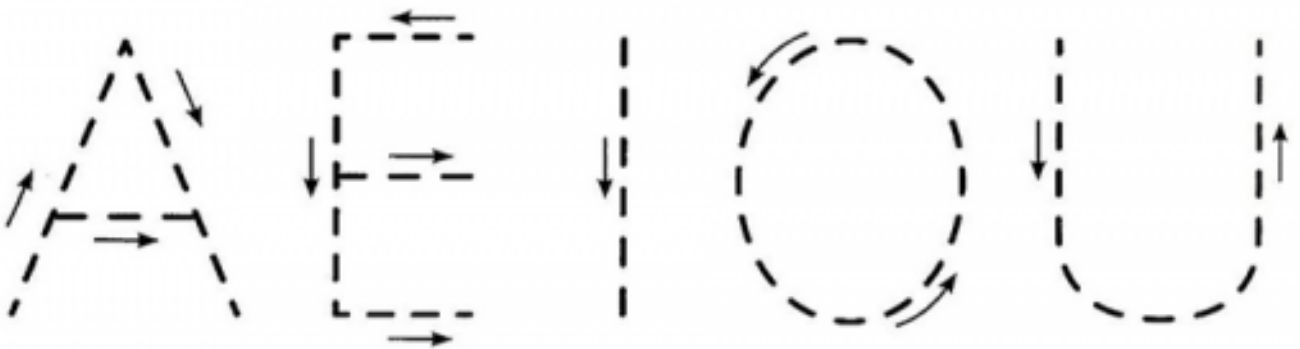
<https://www.youtube.com/watch?v=v0WUU2jhWHg&t=0s>

<https://www.youtube.com/watch?v=-m6IVYZo2fU&t=0s>

<https://www.youtube.com/watch?v=9tE960ggIJU&t=0s>

<https://www.youtube.com/watch?v=UNnHg6kCr-s&t=0s>

<https://www.youtube.com/watch?v=IIA7dSsEr8k&t=0s>

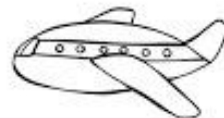



# MEU LIVRINHO DAS VOGAIS



NOME:

DATA: \_\_\_/\_\_\_/\_\_\_





CUBRA A LETRINHA E COPIE NO QUADRADINHO:

A - A - A - A - A - A - A - A

-  -  -  -  -  -  -

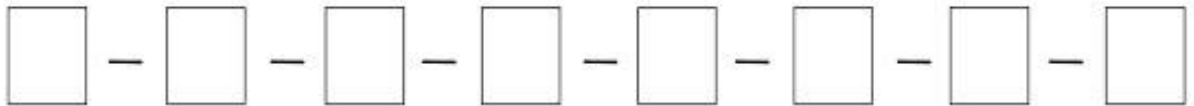
NOME:

DATA: \_\_\_/\_\_\_/\_\_\_



CUBRA A LETRINHA E COPIE NO QUADRADINHO:


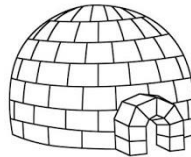
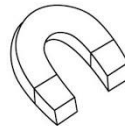
E - E - E - E - E - E - E - E



Diário da Tia Mari

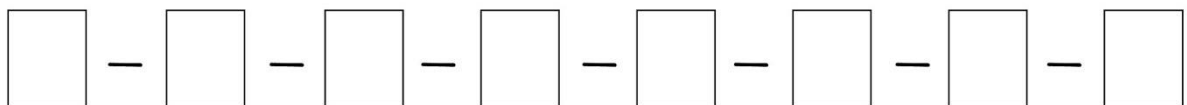
NOME:

DATA: \_\_\_/\_\_\_/\_\_\_



CUBRA A LETRINHA E COPIE NO QUADRADINHO:

I - I - I - I - I - I - I - I


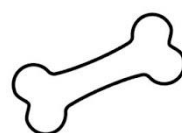


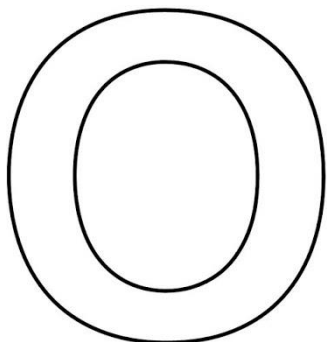


Diário da Tia Mari

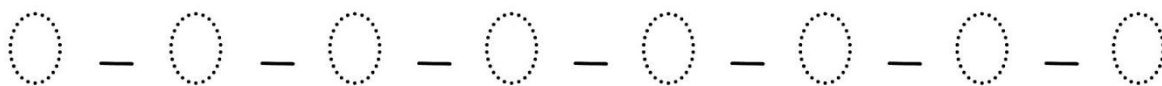
NOME:

DATA:

\_\_\_/\_\_\_/\_\_\_





CUBRA A LETRINHA E COPIE NO QUADRADINHO:



NOME:

DATA:

\_\_\_/\_\_\_/\_\_\_



CUBRA A LETRINHA E COPIE NO QUADRADINHO:



NOME:

DATA:

\_\_\_/\_\_\_/\_\_\_

ESCREVA A LETRINHA INICIAL:

