

Creche Municipal João Claudio Bevilaqua

Professora Eliane Cecília Pipper Holdefer

Aluno(a):.....

Pré I

15/06/2020

Comidas típicas



Os vídeos será enviado no grupo do whatsapp da turma.

<https://www.youtube.com/watch?v=X5xb05a3nzU>

<https://www.youtube.com/watch?v=GQe3FkeYp14>

Escola: \_\_\_\_\_  
Data: \_\_\_\_\_ Turma: \_\_\_\_\_ ESCOLAEDUCACAO.COM.BR  
Aluno: \_\_\_\_\_

 **Atividade**

NO SACO DE PIPOCAS PROCURE E PINTE AS LETRAS  
QUE FORMAM SEU NOME.





Escola: \_\_\_\_\_

Data: \_\_\_\_\_ Turma: \_\_\_\_\_ EducacaoeTransformacao.com.br

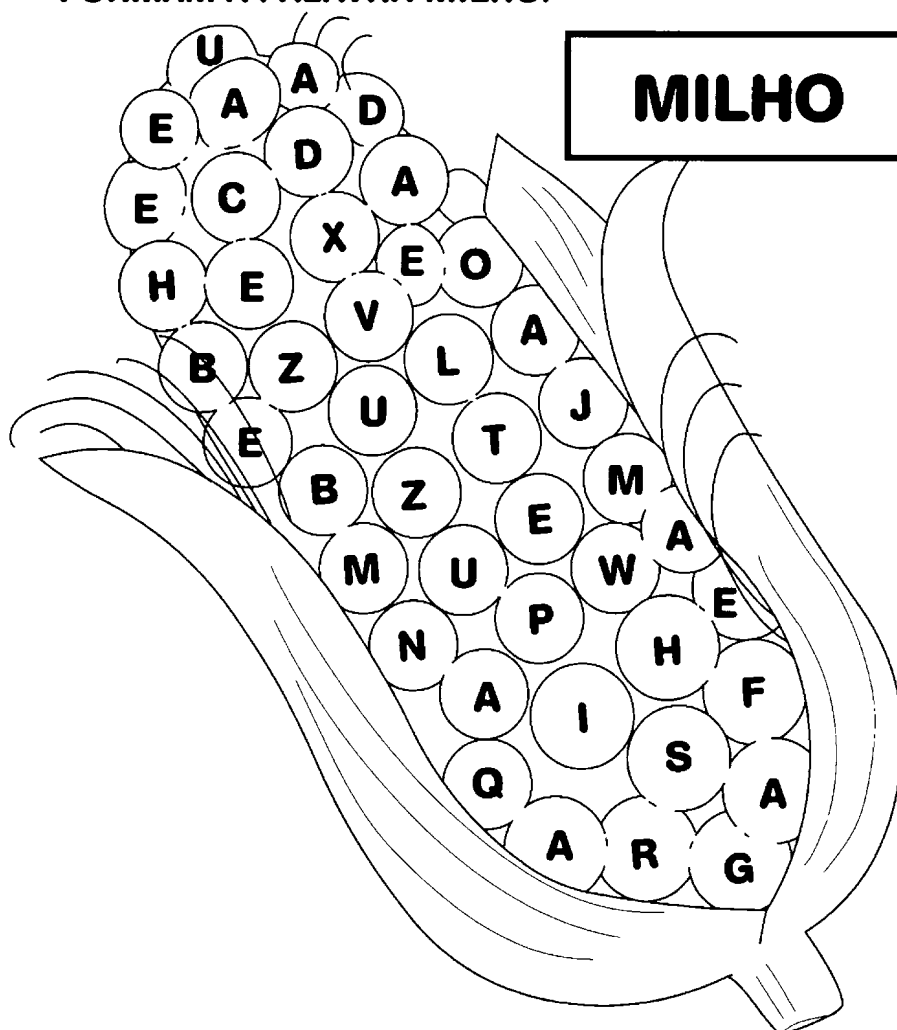
Aluno: \_\_\_\_\_

**Termine a fogueira e pinte bem colorido o seu arraial.**




**O MILHO VERDE É UM ALIMENTO GOSTOSO  
E SAUDÁVEL. É TAMBÉM UMA COMIDA  
TÍPICA DE FESTA JUNINA.**

**PINTE NOS GRÃOS DA ESPIGA AS LETRAS QUE  
FORMAM A PALAVRA MILHO.**



**PINTE A LETRA INICIAL NO NOME DAS COMIDAS  
TÍPICAS DA FESTA JUNINA:**

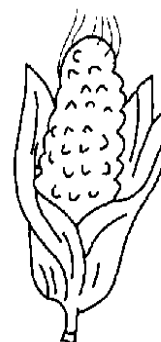
**CANJICA**



**FEIJOADA**



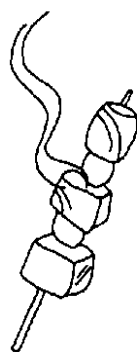
**MILHO**



**CALDO**



**CHURRASCO**




**QUENTÃO**




**BOLO DE FUBÁ**



**PIPOCA**




**PAMONHA**



NOME: \_\_\_\_\_  
DATA \_\_\_\_\_



AJUDE OS CAIPIRINHAS CHEGAREM ATÉ O CARRINHO DE PIPOCA









Escola: \_\_\_\_\_

Data: \_\_\_\_\_ Turma: \_\_\_\_\_ ESCOLAEDUCACAO.COM.BR

Aluno: \_\_\_\_\_

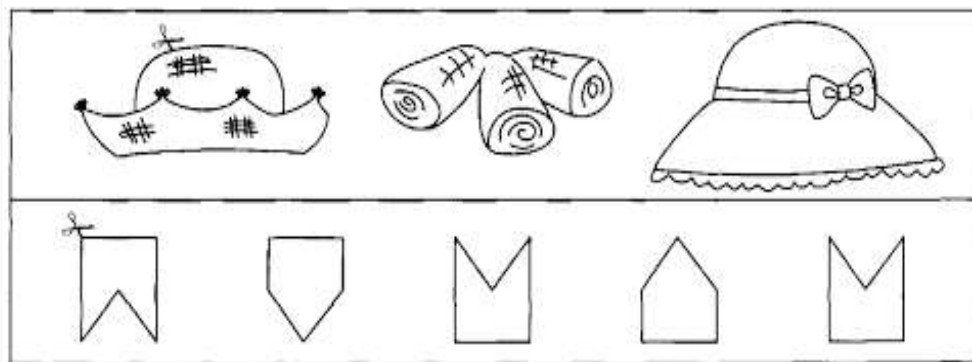

**QUANTOS DOCES GOSTOSOS! SÃO PARA A FESTA JUNINA!  
VAMOS CONTAR QUANTOS DOCES TÊM EM CADA BANDEJA!**



|   |   |   |  |   |
|---|---|---|--|---|
|  |  |  |  |  |
|   |   |   |  |   |

**RECORTE E COLE AS BANDEIRINHAS E OUTRAS  
GRAVURAS PARA ANIMAR A:**

## FESTA JUNINA

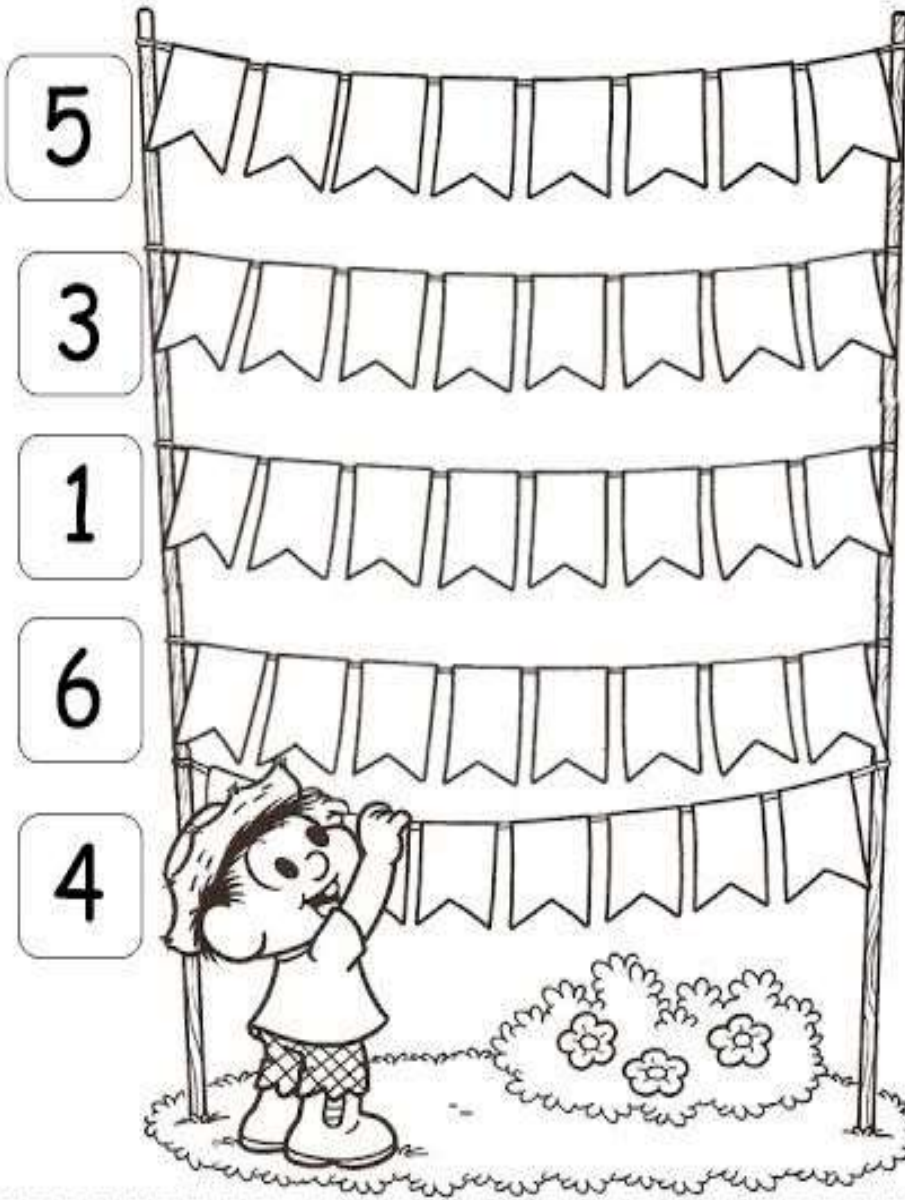




NOME: \_\_\_\_\_  
DATA \_\_\_\_\_



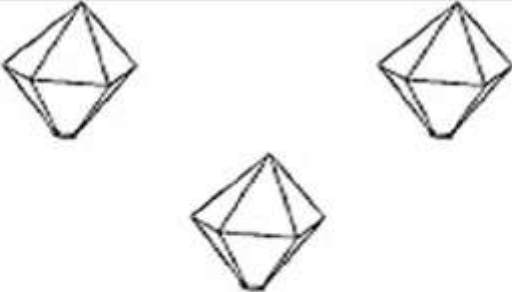
PINTE O TOTAL DE BANDEIRINHAS ESCRITAS NOS QUADRINHOS





Escola: \_\_\_\_\_  
Data: \_\_\_\_\_ Turma: \_\_\_\_\_ EducacaoeTransformacao.com.br  
Aluno: \_\_\_\_\_

VAMOS CONTAR QUANTOS  
ELEMENTOS TEM EM CADA  
CONJUNTO E PINTAR O  
QUADRINHO COM O NÚMERO  
CORRESPONDENTE.



|  |  |   |   |   |   |
|--|--|---|---|---|---|
|  | <table border="1"><tr><td>4</td><td>5</td></tr><tr><td>3</td><td>6</td></tr></table> | 4 | 5 | 3 | 6 |
| 4  | 5  |   |   |   |   |
| 3  | 6  |   |   |   |   |


|   |  |   |   |   |   |
|---|--|---|---|---|---|
|  | <table border="1"><tr><td>4</td><td>5</td></tr><tr><td>3</td><td>6</td></tr></table> | 4 | 5 | 3 | 6 |
| 4   | 5  |   |   |   |   |
| 3   | 6  |   |   |   |   |

|   |  |   |   |   |   |
|---|--|---|---|---|---|
|  | <table border="1"><tr><td>4</td><td>5</td></tr><tr><td>3</td><td>6</td></tr></table> | 4 | 5 | 3 | 6 |
| 4   | 5  |   |   |   |   |
| 3   | 6  |   |   |   |   |

NOME: \_\_\_\_\_  
DATA \_\_\_\_\_



ESCREVA AS INICIAIS DAS COMIDAS TÍPICAS DAS FESTAS JUNINAS



MONICA E A MAGALI ADORAM PIPOCA. CONTE QUANTAS PIPOCAS TEM EM CADA SAQUINHO E DEPOIS NOTE NO CÍRCULO

