


# AVALIAÇÃO DE MATEMÁTICA PRÉ II

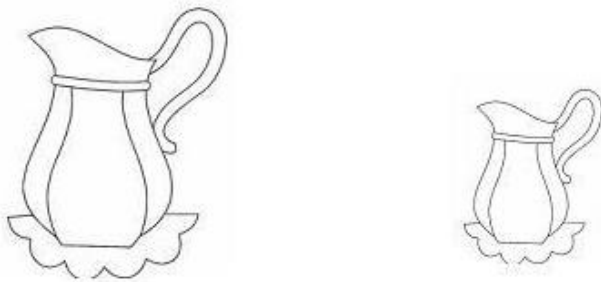
ALUNO.....

PROF.:TATIANA PIONER


1) Circule a borboleta menor:



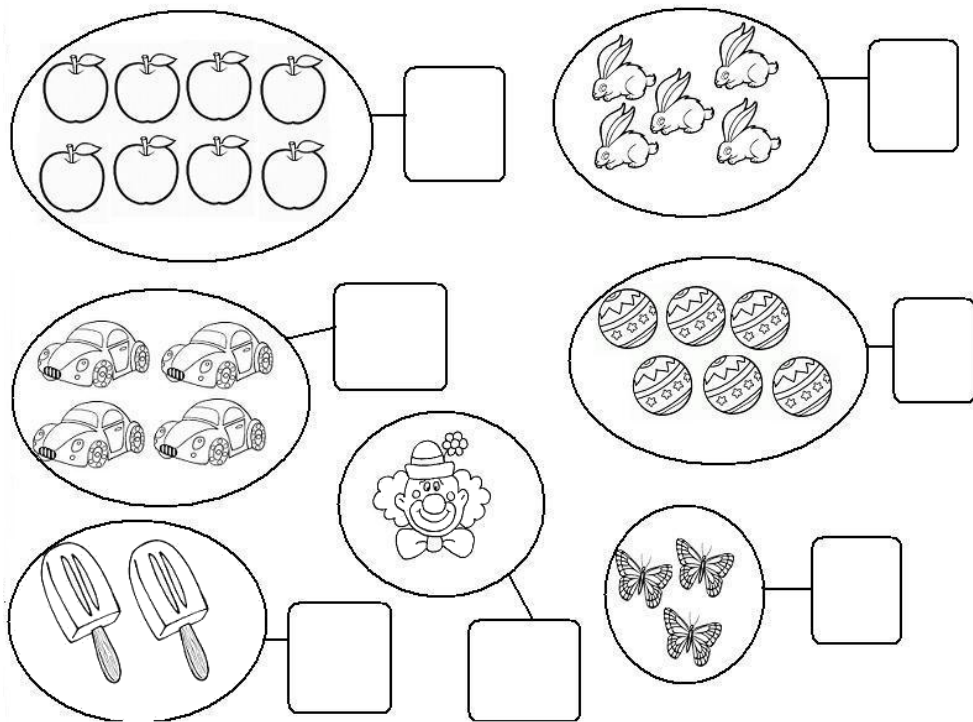
2)Faça uma flor na jarra maior:



3) Circule a caneta mais fina:




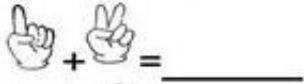
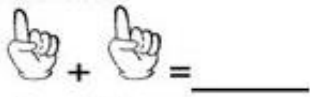
4)ESCREVA O NUMERAL CORRESPONDENTE:



5-COMPLETE:



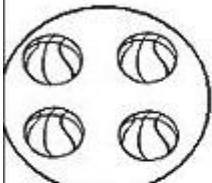
6-VAMOS SOMAR:



7- LIGUE:



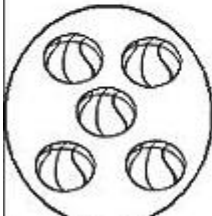
TRÈS



QUATRO



DOIS



CINCO



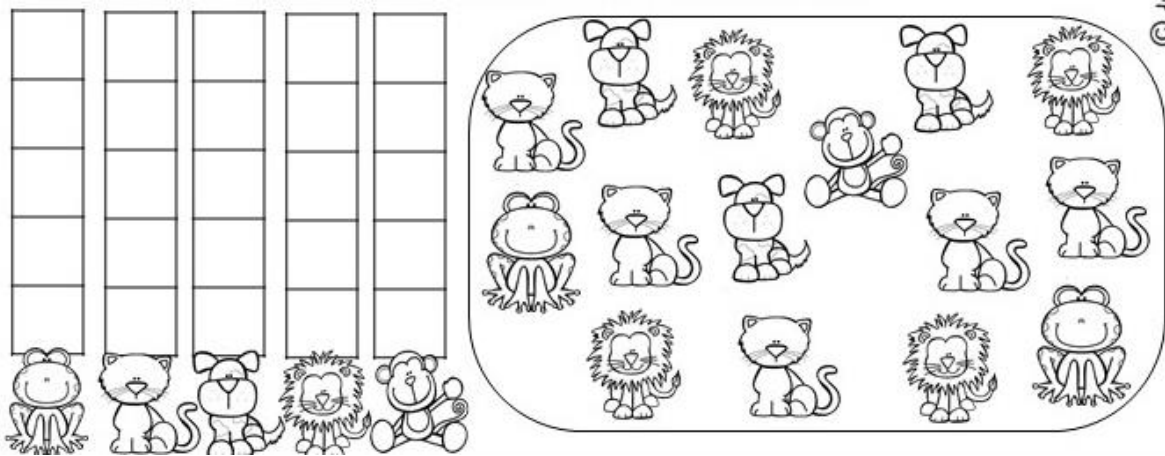
UM












8-COMPLETE COM O QUE VEM ANTES E DEPOIS:



9-PINTE NO GRÁFICO A QUANTIDADE DE ANIMAIS:



10-PINTE DE ACORDO COM O NUMERAL INDICADO:



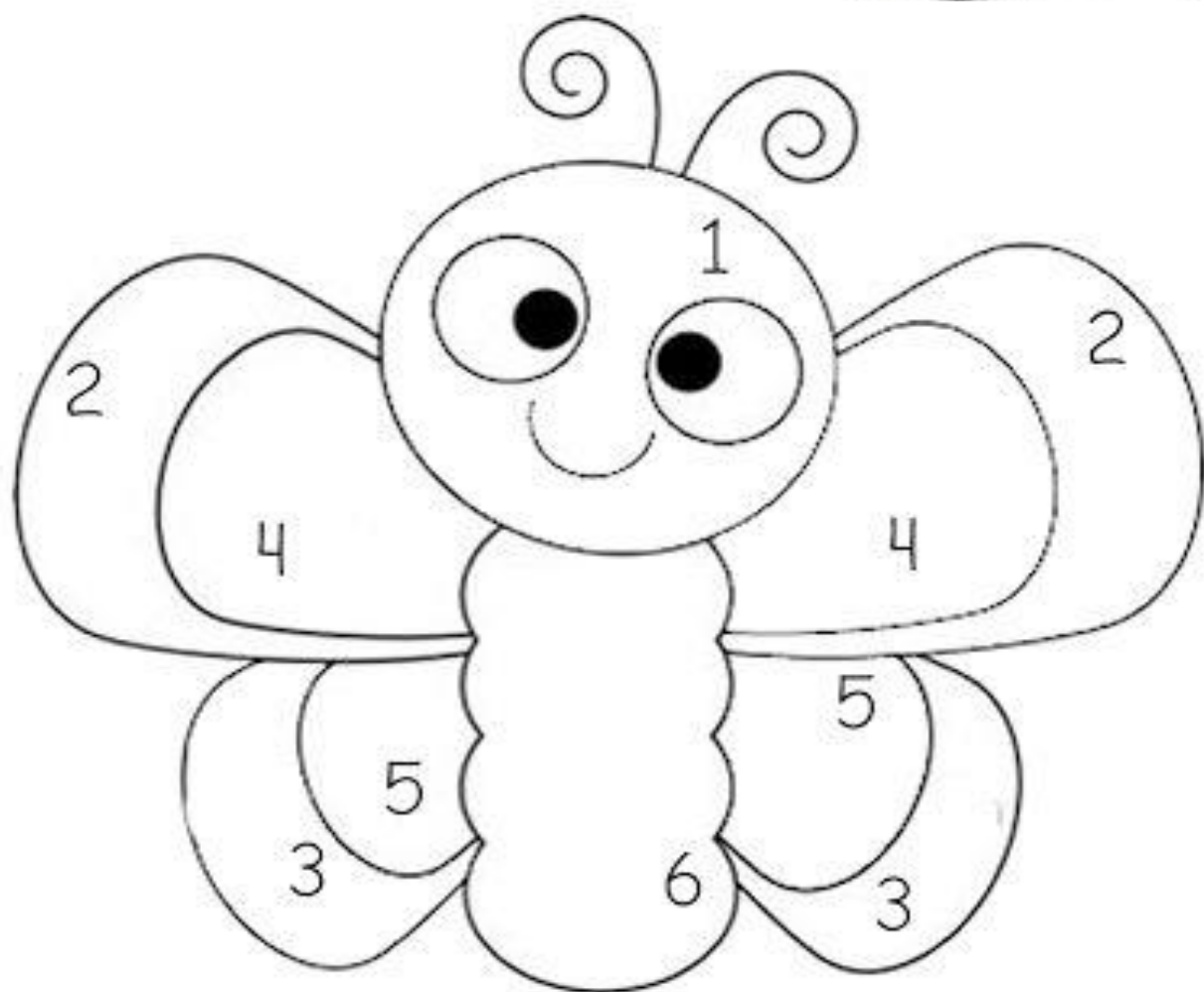


ESCOLA: \_\_\_\_\_  
TURMA: \_\_\_\_\_ PROFESSOR(A): \_\_\_\_\_  
EU SOU: \_\_\_\_\_

## COLORINDO...



1-PINTE SEGUINDO A LEGENDA:



1

AMARELO

2

VERMELHO

3

LILÁS

4

LARANJA

5

ROSA



6


AZUL



- Observar os conjuntos e completar o quadro:

**MODELO:**






		
2	5	7











		

Escola: \_\_\_\_\_

Data: \_\_\_\_\_ Turma: \_\_\_\_\_ **EDUCALUNOS.COM**

Aluno: \_\_\_\_\_

Conte quantas figuras tem em cada conjunto e pinte o quadrinho com o número correspondente.



3	6
5	4



5	4
3	6



6	5
4	3